


ELECTRIC ACTUATED BRASS BALL VALVE



Ball Valve Details

- Ball valves are brass; The actuator is designed for easy and quick installation.
- Made of durable and long-lasting material, it is resistant to abrasion. Actuator connections according to ISO 5211.

Technical Details

- Full transition
- Excellent sealing at low and high pressures
- Fast 90 degree opening operation
- No need maintenance

Thread: UNI EN 10226 thread.

Working Pressure : Refer to the table from PN 40 (1/4 ") to PN 25 (2" 1/2 PN25).

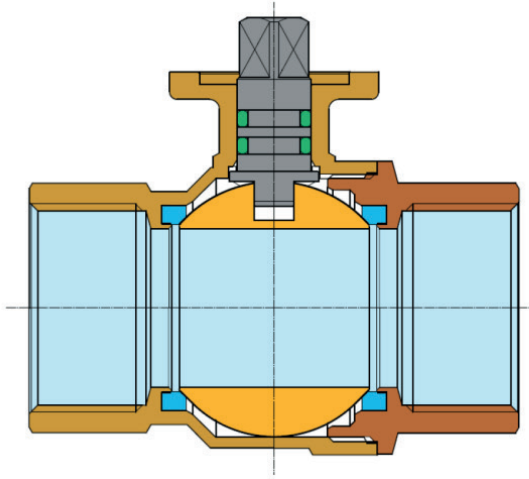
Temperature : -20 °C / 130 °C

Application : Ball valves are suitable for hot and cold water, air compressor, oil, hydrocarbon, non-corrosive fluid applications. Refer to the chemical resistance table for different specific uses.

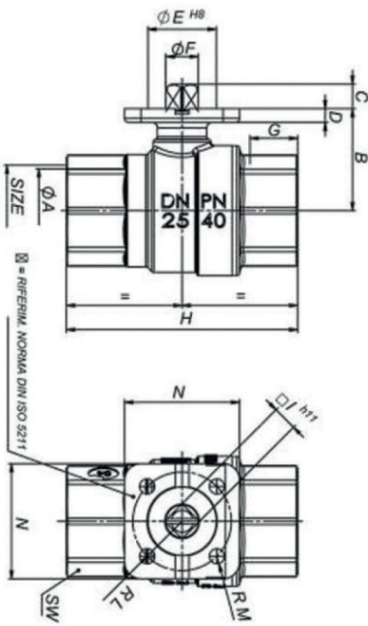
Electric Actuator Details

Type	: On-off
Protection Class	: IP68
Dehumidification	: 5 W Heater Against Humidity
Working Voltage	: 220VAC, 24VDC
Working Temperature	: -30°C...+60°C
Torque Range	: 50Nm...100 Nm
Body	: Aluminium Casting
Valve Connection	: Suitable for specified connection dimensions of ISO 5211
Position Indicator	: Open / Close
Alternative Operation	: Manual Handle

► KV901 BALL VALVE



- BODY 1** EN 12165
- MIDDLE PART 2** EN 12165
- BALL 3** EN 12165
- BALL GASKET 4** P.T.F.E.
- SHAFT 5** EN 12164
- STAMP 6** P.T.F.E.
- BODY GASKET 7** 2 ELASTOMER O-RING

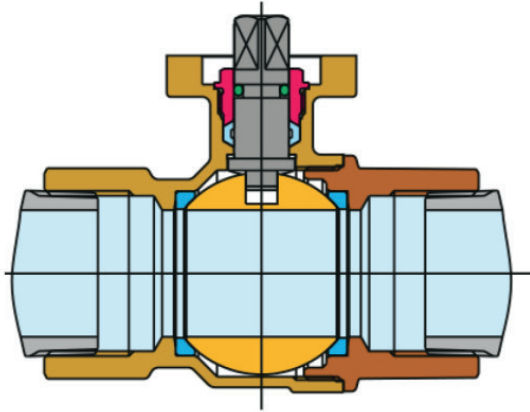


SIZE	1/4"	3/8"	1/2"	3/4"	1"	1" 1/4	1" 1/2	2"	2" 1/2	3"
DN	8	10	15	20	25	32	40	50	65	80
MAX TORK										
PN 0 T 25 °C	2,7 Nm	2,7 Nm	2,7 Nm	3,7 Nm	5,6 Nm	6,6 Nm	8 Nm	9,5 Nm	18 Nm	34 Nm
PN 16 T 25 °C	3 Nm	3 Nm	3 Nm	4,1 Nm	6,1 Nm	7,5 Nm	9,5 Nm	11,5 Nm	21 Nm	37 Nm
PN 25 T 25 °C	3 Nm	3 Nm	3 Nm	4,4 Nm	6,4 Nm	7,8 Nm	10,5 Nm	13 Nm	33 Nm	40 Nm
PN 40 T 25 °C	3,2 Nm	3,2 Nm	3,2 Nm	4,8 Nm	6,8 Nm	8,2 Nm	-	-	-	-
Kv H₂O	5,9	9,4	17	41	70	121	200	292	535	850

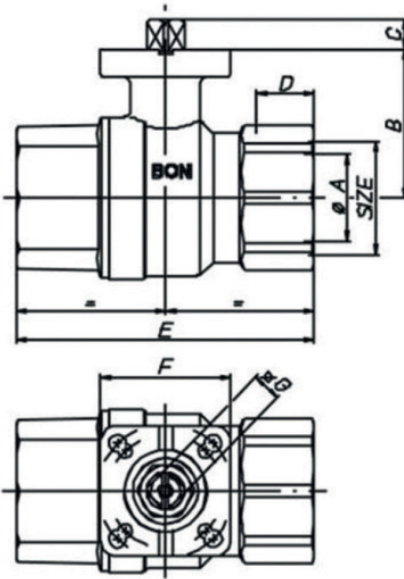
Observe the safety factor to be used with different actuators.

SIZE	1/4"	3/8"	1/2"	3/4"	1"	1" 1/2	2"	2" 1/2	3"
ØA pass./bore	10	10	15	20	25	40	48	61	78
B mm	29,4	29,4	29,4	33	37,2	53	64	82,75	94,5
C mm	9	9	9	9	9	11	11	14	15,5
D mm	5	5	5	5	5	5,5	6,5	10	11,5
ØE mm	25	25	25	25	25	30	30	55	55
F mm	10,8	10,8	10,8	10,8	10,8	13,9	13,9	20,9	26,9
G mm	15	15	15	16,3	19,1	21,4	25,7	30,2	33,3
H mm	61	61	61	69,5	84,5	110	130	161	183
I mm	9	9	9	9	9	11	11	14	14
L mm	18	18	18	18	18	21	21	35	35
M mm	2,75	2,75	2,75	2,75	2,75	2,75	2,75	4,5	4,5
N mm	37	37	37	37	42	42	48	68	68
O mm	F3	F3	F3	F3	F3	F4	F4	F7	F7
SW mm	25	25	25	31	38	55	68	83	98
Peao/Weight gr.	-	-	217	315	538	1159	1990	3606	5920

► KV901-Y KÜRESEL VANA



- 1 **BODY**
DW 617 N UNI EN 12165
- 2 **MIDDLE PART**
DW 617 N UNI EN 12165
- 3 **BALL**
DW 614 N UNI EN 12164
- 4 **BALL GASKET**
P.T.F.E.
- 5 **SHAFT**
DW 614 N UNI EN 12164
- 6 **O-RING**
ELASTOMETRO
- 7 **SEALING**
DW 614 N UNI EN 12164
- 8 **STAMP**
P.T.F.E.
- 9 **SHAFT GASKET**
P.T.F.E.



BODY	1/4"	3/8"	1/2"	3/4"	1"	1" 1/4	-	-	-
DN MAX (Bar)	40	40	40	40	40	40	-	-	-
TORK (Nm)	3,2	3,2	4,2	5,6	8,4	9,8	-	-	-

BODY	1/4"	3/8"	1/2"	3/4"	1"	1" 1/4	1" 1/2	2"	2" 1/2
PN 25	25	25	25	25	25	25	25	25	25
TORK (Nm)	2,6	2,6	4	5,2	7,8	9,1	13	25	38

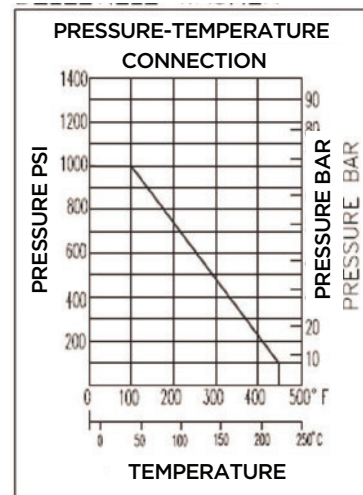
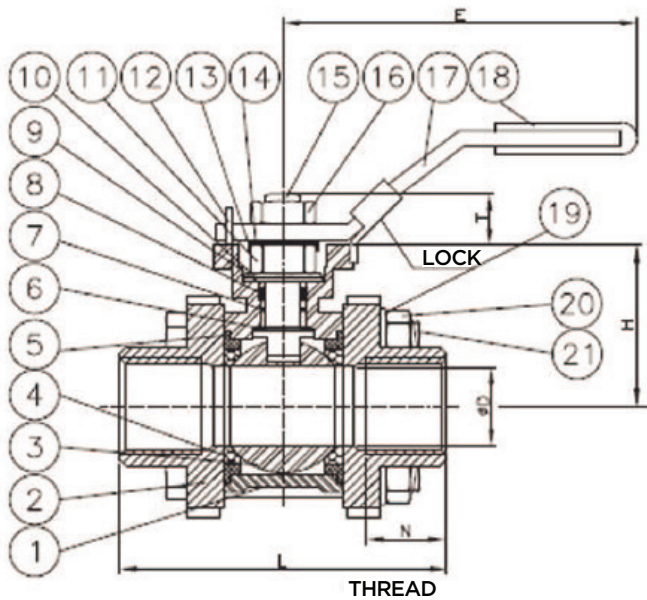
BODY	1/4"	3/8"	1/2"	3/4"	1"	1" 1/4	1" 1/2	2"	2" 1/2
PN 25	16	16	16	16	16	16	16	16	16
TORK (Nm)	2,4	2,4	3,6	5	7,2	8,5	12	23	36

BODY	1/4"	3/8"	1/2"	3/4"	1"	1" 1/4	1" 1/2	2"	2" 1/2
PN 25	0	0	0	0	0	0	0	0	0
TORK (Nm)	2	2	3	4	6	7	10	20	32

Observe the safety factor to be used with different actuators.

SIZE	1/4"	3/8"	1/2"	3/4"	1"	1" 1/4	1" 1/2	2"	2" 1/2
ØA pass./bore	8	10	15	20	25	32	40	50	63
B mm	38	38	38	40,5	44	55	61,5	73	82,75
C mm	9	9	9	9	9	11	11	14	15,5
D mm	15	15	15	16,3	19,1	21,4	21,4	25,7	30,2
E mm	75	75	75	80	90	110	120	140	155
F mm	37	37	37	37	37	48	48	48	68
ØG mm	9	9	9	9	9	11	11	14	14
SW mm	26	26	26	32	41	50	55	70	83
ISO FLANGE	F3	F3	F3	F3	F3/F4	F4/F5	F4/F5	F5	F7
Peao/Weight gr.	412	390	342	463	705	1220	1650	2888	3285

► BALL VALVE SIZE



SIZE		Ø D	L±2	H	E±3	T	S	Ø D1	L1±2	ISO 5211		N	KV VALUES
DN	INCH									Ø K1	Ø K2		
15	1/2"	15	75	38.0	140	9	9	21.8	70	F03	F04	20.0	9.7
20	3/4"	20	80	47.0	140	9	9	27.2	85	F03	F04	21.0	18.2
25	1"	25	90	57.2	154	11	11	34.0	95	F04	F05	21.0	30.3
32	1-1/4"	32	110	62.5	154	11	11	42.7	110	F04	F05	27.5	49.3
40	1-1/2"	38	120	77.5	184	14	14	48.8	120	F05	F07	26.5	69.2
50	2"	50	162	86.5	184	14	14	61.2	142	F05	F07	31.0	129.7
65	2-1/2"	65	162	108.0	261	17	17	74.0	168	F07	F10	28.0	229.2
80	3"	80	184	115.0	261	17	17	90.0	182	F07	F10	33.5	358.9
100	4"	100	228	141.0	337	22	22	115.6	227	F10	F12	41.0	674.6

Ball Valve Code : Tork-KV.901

Electric Actuated Ball Valve Code : EAV-901